



Corporate Risk Register – Programme Board Risks Quarterly Update

Report Author: Helen Belenger
Generated on: 10 March 2016

Risk Status	
	Alert
	High Risk
	Warning
	OK
	Unknown

Infrastructure Board

Controls Pending


Status	Risk No.	Risk Area	CMT Lead	Original Score	Previous 1/4ly Review Score	Current Score	Target Score	Target Date	Internal Controls
	PBR 01	Failure to engage or reach agreement with delivery partners	AF	9	9	3	3	31-Mar-2017	Improving
	PBR 02	Failure of partners to deliver	AF	8	8	6	3	31-Mar-2017	Improving

Commercial Board


Controls Pending

Status	Risk No.	Risk Area	CMT Lead	Original Score	Previous 1/4ly Review Score	Current Score	Target Score	Target Date	Internal Controls
	PBR 03	Staff resources to deliver projects	JH	16	16	6	4	31-Mar-2017	Improving
	PBR 04	Financial resources to deliver projects	JH	8	8	6	4	31-Mar-2017	Improving
	PBR 05	Triple dip recession and impact on income streams	JH	6	6	6	2	31-Mar-2017	Improving

Infrastructure Board


Status	Risk No.	Risks Area	HoS Lead	Original Score	Previous Review Score	Current Score	Target Score	Target Date	Internal Controls
	PBR 01	Failure to engage or reach agreement with delivery partners	AF	9	9	9	?	?	?

Mitigation - Delivery partners will be engaged through the production of the Infrastructure Business Plan and consulted on the draft version. Given the partnership approach to infrastructure planning, areas of potential disagreement should have less impact.


Status	Risk No.	Risks Area	HoS Lead	Original Score	Previous Review Score	Current Score	Target Score	Target Date	Internal Controls
	PBR 02	Failure of partners to deliver	AF	8	8	8	?	?	?

Mitigation - Delivery partners will be engaged through the production of the Infrastructure Business Plan and consulted on the draft version. Given the partnership approach to infrastructure planning and the allocation of CIL or other funding in some cases, the likelihood of partners not delivering is reduced.


Commercial Board

Status	Risk No.	Risks Area	HoS Lead	Original Score	Previous Review Score	Current Score	Target Score	Target Date	Internal Controls
	PBR 03	Staff resources to deliver projects	JH	16	16	16	?	?	?

No update on Covalent

Status	Risk No.	Risks Area	HoS Lead	Original Score	Previous Review Score	Current Score	Target Score	Target Date	Internal Controls
	PBR 04	Financial resources to deliver projects	JH	8	8	8	?	?	?

No update on Covalent

Status	Risk No.	Risks Area	HoS Lead	Original Score	Previous Review Score	Current Score	Target Score	Target Date	Internal Controls
	PBR 05	Triple dip recession and impact on income streams	JH	6	6	6	?	?	?
No update on Covalent									